


STOP



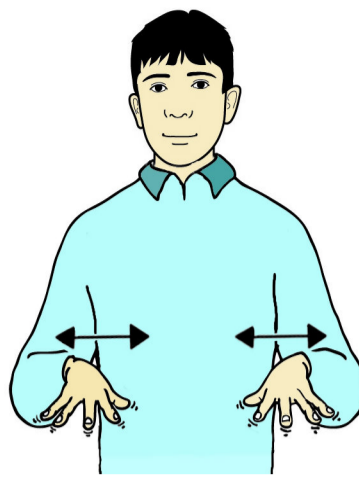
Working flat hand (palm forward, pointing up) is held in front of working side of body.

MUSIC



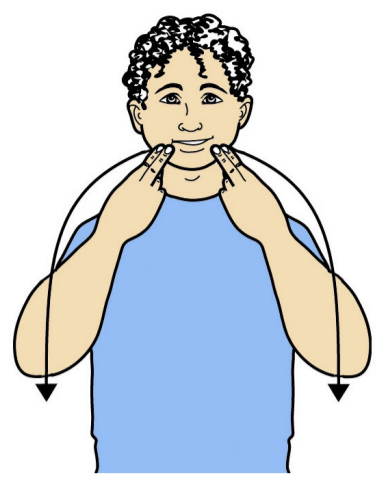
Index hands (palms in, pointing forward) make small outward then inward downward arcs, moving from wrists.

PIANO



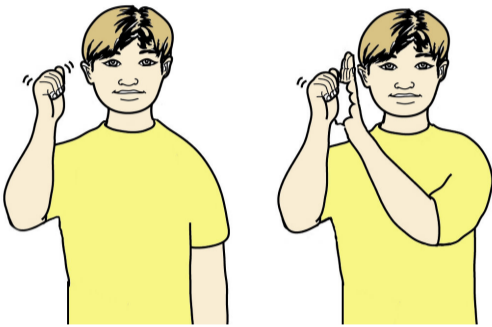
Relaxed open hands (palms down, pointing forward) move apart and together several times, fingers wiggling.

SONG



"N" hands (palms back, pointing in/up) at sides of mouth, move forward/apart in downward arc, turning to palms up.

TAMBOURINE



Working closed hand held up (palm in, pointing up) shakes and then strikes twice against flat supporting palm held up.



MUSIC



© SIGNALONG

www.signalong.org.uk

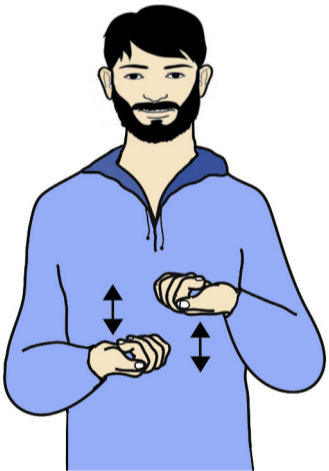
info@signalong.org.uk

WHISTLE




Working "C" hand (palm back, pointing in) held in front of mouth; index and thumb move to touch lower lip.

DRUM



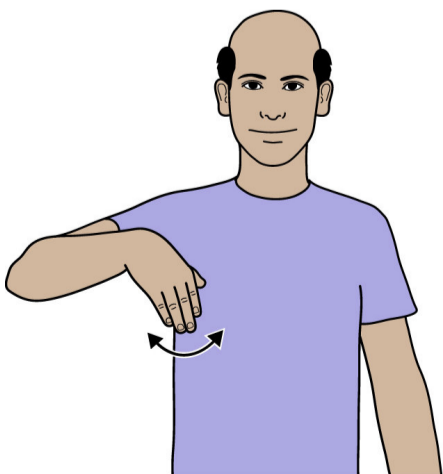
Closed hands (palms up, pointing forward/in) move up and down alternately.

TO PLAY



Index hands (palms in, pointing forward) make small outward then inward arcs moving from wrists; then index hands (palms forward, pointing up) circle in turning to palms back, pointing up and tap together twice.

BELL



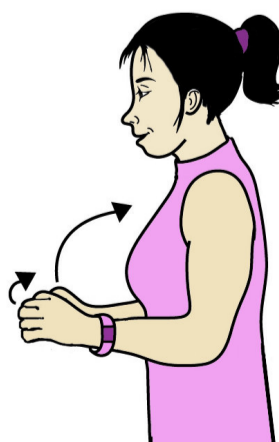
Working flat hand at shoulder height bent at wrist (palm back, pointing down) swings from side to side.

TO BLOW



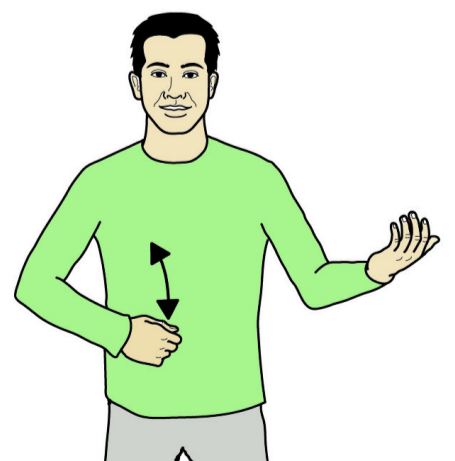
Working full "O" hand (palm in, pointing up) by side of mouth, moves forwards changing to open hand. Use appropriate lip movement and facial expression.

SHAKER



Fists (palms in, pointing forward) twist to point up whilst moving back from elbows. Repeat.

GUITAR



Use appropriate mime.